



The 'Grace Mary Way' Curriculum

Key To Success

WHOLE SCHOOL APPROACH

Our Vision:

At Grace Mary we offer a warm, friendly atmosphere where the children & staff can feel happy and secure and where they can grow in independence and confidence. We make the school a stimulating place, which generates enthusiasm and encourages positive progress. Children feel safe in their environment and have a positive attitude to learning. We foster a culture which develops social skills and self-awareness, while placing equal value in strong communication and cultural sensitivity. We continually strive to achieve the school aims by giving learners a high-quality education to raise standards of attainment across all ability ranges so the pupils achieve their very best.

Our Core Values

Respect

- EVERYONE is important and special.
- Show PRIDE in our school.
- Consideration for each other's FEELINGS, RIGHTS and BELIEFS.

Aspiration

- AMBITION to achieve excellence.
- CHALLENGE and MOTIVATE self to be the best we can be.
- BELIEVE in ourselves.

Honesty

- COURAGE to tell the truth.
- Share honestly how you feel.
- voice our opinions in a THOUGHTFUL way.

Kindness

- Show COMPASSION and CARE towards others.
- Speak out and lend each other a helping hand, TRUST.
- To always show ACCEPTANCE and be FRIENDLY.

Determination

- Try your best and never give up, PERSEVERE.
- Always use a 'GROWTH MINDSET' anything is possible
- Be BRAVE and prepared to make mistakes

Healthy

- Be PATIENT, show self control.
- Be as PHYSICALLY fit as you can be.
- Lending each other a HELPING HAND.

Our Values – Rewards

Each class aims to 'achieve 100' points per term and everyone in the class can contribute to this.

Points are awarded for demonstrating

- Fantastic *Pocket Behaviours* around school and in your learning.
- How our values form part of our daily life.
- Being brave and resilient

Good To Be Green – Consequence

Know that 'Good To Be Green' is used to monitor individual behaviour, each lesson and on the playground.

Know that pupils who do not follow the school charter will follow our school consequence (Good to be Green) and may result in a yellow or red card.

Know that red cards are always reported to parents.

Know that if you get a red card you have time with the Learning Mentor who may be able to help you to self-regulate in the zones or just someone to talk to.

Teaching the Curriculum

	Autumn 1	Autumn 2	Spring 1	Spring 2	Summer 1	Summer 2
All year groups	Explicit teaching of the full 'Grace Mary Way' curriculum content	Ongoing revision of content	Longer recap of 'Grace Mary Way' curriculum	Ongoing revision of content	Longer recap of 'Grace Mary Way' curriculum	Ongoing revision of content

Introduction

At Grace Mary we develop children's character through the 'Grace Mary Way' curriculum. In order to build character, we define the behaviours and habits that we expect students to demonstrate. We want to support our pupils to grow into adults who are polite, respectful, grateful and who put others before themselves. We believe that as pupils practise these behaviours, over time they become automatic routines that positively shape how they feel about themselves and how others people perceive them. As philosopher Paul Durant states, "We are what we repeatedly do. Excellence, then, is not an act, but a habit." (1926)

This curriculum should be read alongside our 'Behaviour Policy' to be fully understood.

The curriculum is taught explicitly during the first week in Autumn term alongside the traditional National Curriculum subjects. Children should learn the content of the curriculum so that they can recall the information and act upon it. At the start of each term, the 'Grace Mary Way' curriculum is revisited with pupils and will continue to be reinforced throughout the year. As with other curriculum content, this should be taught using explicit teaching based on the 'Principles of Instruction' set out by Barak Rosenshine including regular quizzing to check and strengthen retention. Teachers will also demonstrate these behaviours and ensure pupils have many opportunities to practise these (particularly in the first few days of each term). For example, children should be taught to say please and thank you to their peers but this must be

reinforced in different locations and with different people around the school. It is expected that all pupils will know this content.

It is essential that all staff know the details of this curriculum, teach it explicitly to pupils and continuously maintain the high standards we set. By doing so we support each other to create a culture where pupils feel safe and are able to learn in an optimised environment and where teachers are free to teach unimpeded.

Adaptations

While this curriculum is intended for all pupils it will be applied differently in different year groups depending on pupils' ages and may be applied differently depending on individual pupils' SEND needs. For example, pupils who have autistic spectrum conditions may find it very uncomfortable to maintain eye-contact with adults. Sensitivity must be applied at all times when teaching the behaviour curriculum.

Zones of Regulation

In order for children to meet the challenges of the day, they need to be in the green zone. For some children, they may be able to self-regulate; however, others will need support with this- co-regulation. We are going to build regular times throughout the day to support children with this process.



Children placing themselves in the Yellow or Blue zone can be supported by adults within the classroom or use strategies they have identified themselves.

Children placing themselves in the Red zone to receive a helping hand from the Rainbow room.

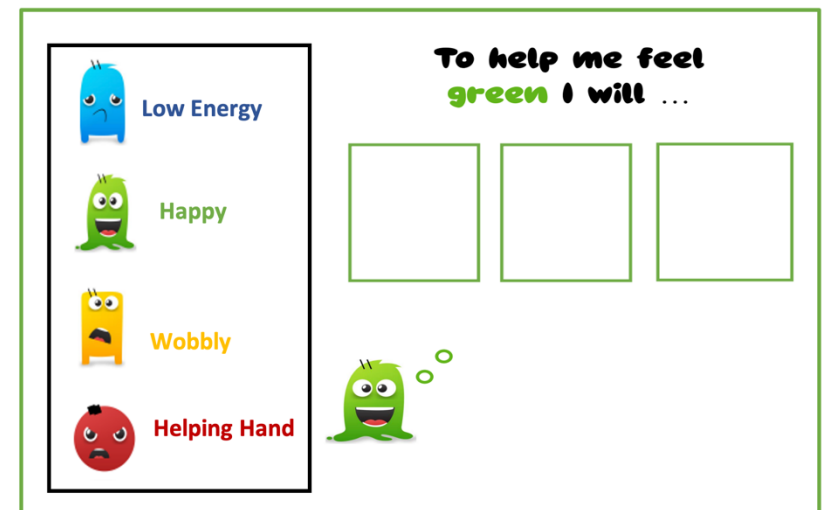
Throughout the day and specifically in the morning and after lunch, children complete the ZOR strategy board, identifying the zone which they are in. This is then reviewed by staff to identify immediate next steps for each individual and to allow staff to respond accordingly. During these specified times, staff should develop relationships with children through a range of strategies e.g. use of dogs, chill and chat, identifying interests, circle time, talk time, behaviour curriculum.

Our ultimate aim is for children to be able to identify strategies which work best for them to support their emotions to enable them to self-regulate in a wide variety of situations and enable them to get back on task as soon as possible.

Zones Of Regulation Wall Cards



Zones of Regulation Strategies Board



Behaviour Principles

Pocket Principles

Know that there are three behaviour principles in school known as the **pocket principles**. These are non-negotiables and are expectations to stay in the Green (Good To Be Green). These are:-

- **Be Respectful** - Know that if you respect someone, you have a good opinion of their character or ideas.
- **Be Responsible** - Know that being responsible means being able to be trusted to do the right things that are expected of you without supervision.
- **Be Ready to Learn** – Know that you have the right mindset and are demonstrating fantastic learning behaviours

<u>Be Respectful</u>	<u>Be Responsible</u>	<u>Be Ready to Learn</u>
<ul style="list-style-type: none">▪ <i>I say please and thank you</i>▪ <i>I hold doors open for adults and peers</i>▪ <i>I talk kindly to other pupils</i>▪ <i>I say good morning/ afternoon to adults</i> <p><i>I look after the books I am given to read</i></p>	<ul style="list-style-type: none">▪ <i>I complete tasks on time</i>▪ <i>I tidy up my own workspace and the classroom</i>▪ <i>I look after school equipment</i>▪ <i>I accept responsibility if I make a mistake and say sorry</i>	<ul style="list-style-type: none">▪ <i>I sit still</i>▪ <i>I listen carefully to the teacher</i>▪ <i>I give the teacher 100% of my attention</i>▪ <i>I can tolerate others</i>▪ <i>I work hard on tasks given</i>▪ <i>I am in the right place at the right time, for example, I am ready to learn at 8.40am (9am)</i>

Be Fantastic...

Classroom Display

Grace Mary Primary School
*Learning and Growing Together
Hand in Hand*

F a n t a s t i c	...Walking Facing forwards Walk at a steady pace Walk in a straight line Hands by your side Walk without talking	...Sitting on a chair Straight back Feet flat on the floor No leaning back ...Sitting on the floor Legs crossed Hands still
	...Listening Face forwards, hands together Always sit up straight Never interrupt Track the speaker	...People Skills Say please and thank you Hold the door open for others Be a good friend Offer a helping hand
	Pocket Principles Be Respectable Be Responsible Be Ready to Learn	
	Our Values Honesty ♦ Respect ♦ Kindness ♦ Determination ♦ Aspiration ♦ Healthy	

Moving Around School

1. Know that we walk around school using **Fantastic Walking**
2. Know that we use **Fantastic Walking** to keep everyone safe in school and to make sure the learning of other children is not disrupted as people move around school.

Know that Fantastic Walking means: –

Facing forwards
walk at a steady pace
in a straight line
hands by your side
without talking

Classroom Routines

1. Know that we all use **Fantastic Listening** to ensure everybody is able to learn without distractions.
2. Know that we use **Fantastic Listening** in class and assemblies.

Know that Fantastic Listening means:-


Face forwards, hands together
Always sit up straight
Never interrupt
Track the speaker

3. Know that we use **Fantastic Sitting** in class and in assemblies.

4. When sitting on the floor it looks like this:



5. When sitting at the table it looks like this:



6. Know that we use **Fantastic People Skills** everywhere in school

7. Know that we use **Fantastic People Skills** all day long and in our local community.

- Know that you should always say 'please' when you are asking for something.
- Know you should always say 'thank you' when you receive something or someone does something nice for you.
- Know that you should say 'Good Morning/afternoon' to adults/children if spoken to.
- Know that you should let any waiting adults/children through a doorway before walking through yourself.
- Know that it is polite to give eye contact to the person you are communicating with if you can.
- Know that we respect other people's personal space



In the classroom...

- Know how we line up sensibly.
- Know that you should line up without leaning against the walls while moving around school.
- Know the routine for entering the classroom and getting ready to work.
- Know where you sit in class during lessons (including 'carpet places')
- Know the routine for handing out and collecting exercise books in the classroom.
- Know where to put your coat in the classroom.
- Know that you need to get equipment out ready for the lesson and to look after it.
- Know that you should be ready to learn when the lesson starts.
- Know that you can use 'catch up chat' sessions to talk to adults about what is on your mind.
- Know that it is important to speak loudly and clearly in class when sharing answers so that everyone can hear.
- Know that while you are receiving direct instruction, we use a no hands up/cold call approach to answering questions.
- Know that when you want help from an adult you raise your hand and wait quietly unless the teacher has indicated otherwise.
- Know that verbal answers should usually be given in full sentences e.g. Who was Christopher Columbus? He was a famous explorer.
- Know that we all make visitors feel welcome and that class prefects specifically welcome them into the classroom.

Completing work in books...

- Know how to set out work in books (consistently modelled by the teacher using the visualiser).
- Know that each piece of work needs a date and title.
- Know that you must use 'one square, one digit' when writing in maths books.
- Know how to underline titles using a ruler.

- Know how to correct mistakes by drawing a straight line through your work.

At Playtime...

- Know that you must walk from your classroom to the playground using 'Fantastic Walking'.
- Know that you must play safely without hurting anyone.
- Know that we do not 'play fight' because we may hurt someone by accident.
- Know that you must be **kind**, by including people in your games and sharing equipment.
- Know that someone who is kind behaves in a gentle, caring, and helpful way towards other people.
- Know that, when called, you must line up in your line.
- Know that all rubbish goes into a bin.

At Lunchtime...

- Know where you line up for lunchtime when you are called.
- Know that you should use a quiet voice in the dinner hall.
- Know that you should always try to use a knife and fork correctly (this will be explicitly taught in EYFS and KS1)
- Know that you should try and finish what you are eating before leaving your seat.
- Know how to use good manners during lunchtime, particularly when receiving food from the school kitchen and talking to midday supervisors.
- Know that you should not talk with your mouth full.
- Know that if you feel that you are in the yellow zone that you need to go to chill and chat or rainbows.

End of day routine

- Know that you collect your belongings, reflect on your ZOR strategy board and then sit and read until your name is called.
- Know that you must not go home until the teacher has checked that the correct adult is picking you up and your name is called.
- Know that these procedures are put in place to keep all children safe at home time.

Outside school in our local community

- Know that when you are wearing your school uniform you are representing the school community and must always behave responsibly and respectfully.
- Know that you should be considerate of other people arriving and leaving school.
- Know that being considerate means thinking about other people's needs, wishes and feelings.
- Know that examples of being considerate on the way home include walking not running, giving people plenty of space, using a quiet voice (not shouting).

School Uniform

Know that school uniform consists of –

- Grey trousers, grey skirt, white shirt, white blouse or polo shirt, burgundy sweatshirt and black shoes/trainers. Grey shorts can be worn in the warmer weather as can pink check dresses. Headscarves should be white, burgundy or black. Know that all shirts must be tucked in.
- Know that long hair must be tied back.

Jewellery

- Know that, on health and safety grounds, we do not allow pupils to wear jewellery in school except for earring studs in pierced ears, small objects of religious significance *and for KS2 children, a watch*.
- Know that, for PE, pupils must wear black shorts or black tracksuit bottoms, white T-shirt, trainers/pumps for outside. A sweatshirt can also be worn in colder months. **No jewellery on PE days.**

Attendance and Punctuality

- Know that you must try to attend school every day.
- Know that you must try to arrive at school on time every day for 8:30am **or (8:45pm for Sunshine Class)**.
- Know that attending school on time every day is important so that you don't miss important learning.

After school behaviour/extra curricula

- Know that you follow the same Pocket Principles and Charter in after school activities in exactly the same way you do all day long.